

To make this resource interactive, open with Adobe Acrobat Reader.

Pirate Adventure – Pirate Pete can't find Polly

This is Pirate Pete and his parrot Polly. They are best friends.

They explore The Seven Seas on their trusty ship.
It is called The Jolly Roger.

Pirate Pete and Polly have had many adventures together.

One morning, Pirate Pete woke up in his cabin. He yawned. The sun was shining in through his porthole.

“Good Morning, Polly!” he cried.

There was no answer.

Pirate Pete looked around but Polly was nowhere to be seen.

He climbed out of his hammock. He checked behind the anchor.
She wasn't there.

He checked all over The Jolly Roger. Polly was no where to be seen.



Pirate Pete wondered where Polly could have gone.

He asked Pirate Paula if she had seen Polly.

She hadn't seen her either.



Pirate Pete was worried. Just then, he heard a clank. He heard a rattle and a clatter. The noise was coming from the treasure chest.

Pirate Pete was scared.

He carefully tip-toed across the deck. He reached out to the lock and twisted the key.

Suddenly, Pirate Pete was knocked backwards as wings flapped at him.

“Squawk!” howled Polly as she flew out of the treasure chest.

“There you are!” shouted Pirate Pete.

“Found me!” squawked Polly. “I love playing hide and seek. It's your turn!”



Pirate Adventure – Comprehension

Section A

Decide whether each statement is true or false

	True	False
The Pirate in the story is called Pete.	<input type="checkbox"/>	<input type="checkbox"/>
Pirate Pete has a pet octopus.	<input type="checkbox"/>	<input type="checkbox"/>
Pirate Pete couldn't find Polly.	<input type="checkbox"/>	<input type="checkbox"/>
Pirate Paula knew where Polly was.	<input type="checkbox"/>	<input type="checkbox"/>
Pirate Pete sleeps in a hammock.	<input type="checkbox"/>	<input type="checkbox"/>
Polly wasn't behind the anchor.	<input type="checkbox"/>	<input type="checkbox"/>
Polly was hiding in the treasure chest.	<input type="checkbox"/>	<input type="checkbox"/>

Section B

Use the story to help finish these sentences.

- Pirate Pete's parrot is called .
- They explore The Seven Seas together on their trusty ship, .
- Pirate Pete climbed out of his .
- Pirate Pete looked for Polly behind the .
- The noise was coming from the .
- Pirate Pete carefully tip-toed across the .
- He reached out to the lock and twisted the .
- I love playing hide and seek. It's your !

Section C

Answer the questions using information from the text

What is the Pirate's name?

Where does he live?

What is the name of his parrot?

Where did the pirate and his parrot explore?

What did the sun shine through?

What did Pirate Pete climb out of?

What is the friend of Pirate Pete called?

Where was Polly?

What was Polly playing?

Section D

Write 5 questions that could be asked about the story.

Don't forget to use a question mark.

Question	Answer
<input type="text"/>	<input type="text"/>
<input type="text"/>	<input type="text"/>
<input type="text"/>	<input type="text"/>
<input type="text"/>	<input type="text"/>
<input type="text"/>	<input type="text"/>

Pirate Adventure – Fractions

Section A

$$\frac{1}{2} \text{ of } \text{4 crabs} = \boxed{}$$

$$\frac{1}{2} \text{ of } \text{2 shells} = \boxed{}$$

$$\frac{1}{2} \text{ of } \text{6 anchors} = \boxed{}$$

$$\frac{1}{2} \text{ of } \text{8 parrots} = \boxed{}$$

$$\frac{1}{2} \text{ of } \text{10 pirates} = \boxed{}$$

Section B

$$\frac{1}{2} \text{ of } \text{4 shells} = \boxed{}$$

$$\frac{1}{4} \text{ of } \text{4 shells} = \boxed{}$$

$$\frac{1}{2} \text{ of } \text{8 crabs} = \boxed{}$$

$$\frac{1}{4} \text{ of } \text{8 crabs} = \boxed{}$$


$$\frac{1}{4} \text{ of } \text{4 anchors} = \boxed{}$$


$$\frac{1}{4} \text{ of } \text{8 pirates} = \boxed{}$$


$$\frac{1}{2} \text{ of } \text{12 parrots} = \boxed{}$$


$$\frac{1}{4} \text{ of } \text{12 parrots} = \boxed{}$$


Section C


$\frac{1}{2}$ of  =


$\frac{1}{4}$ of  =


$\frac{1}{3}$ of  =

$\frac{3}{4}$ of  =


$\frac{1}{4}$ of  =


$\frac{1}{3}$ of  =


$\frac{3}{4}$ of  =


$\frac{1}{2}$ of  =


Section D


$\frac{1}{4}$ of  =


$\frac{1}{3}$ of  =

$\frac{1}{2}$ of  =

$\frac{1}{3}$ of  =

$\frac{2}{4}$ of  =









$\frac{3}{4}$ of  =

$\frac{2}{4}$ of  =

Pirate Adventure – Money Treasure







Section A

How much money is in the treasure chest?

		=	<input type="text"/>	P
		=	<input type="text"/>	P
		=	<input type="text"/>	P
		=	<input type="text"/>	P

Section B

How much money is in the treasure chest?

		=	<input type="text"/>	P
		=	<input type="text"/>	P
		=	<input type="text"/>	P
		=	<input type="text"/>	P

Section C

How much money is in the treasure chest?

  = P

  = P

  = P

  = P

Section D

How much money is in the treasure chest?

  =

  =


  =

  =

Pirate Adventure – All about Pirate Pete

Section A

Label the body parts of Pirate Pete



foot	head	fingers	neck
mouth	leg	nose	ear

Section B

Label the body parts of Pirate Pete

Label the five senses

Body Part	
Sense	
Body Part	
Sense	




Body Part	
Sense	
Body Part	
Sense	
Body Part	
Sense	

ears	fingers	nose	mouth	eyes
touch	taste	hearing	sight	smell

Section C

Choose the three things that Pirate Pete's parrot needs to survive.

feathers		tail
water		food
nest		legs
air		fur

Section D

Tick whether the item is what Pirate Pete and Polly Parrot need, or what they want.

	Want	Need
A pirate ship to live on	<input type="checkbox"/>	<input type="checkbox"/>
Oxygen to breathe	<input type="checkbox"/>	<input type="checkbox"/>
A shiny belt buckle	<input type="checkbox"/>	<input type="checkbox"/>
Water to drink	<input type="checkbox"/>	<input type="checkbox"/>



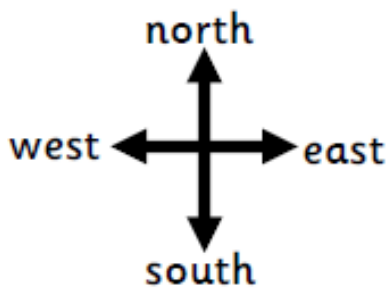

	Want	Need
A rope toy	<input type="checkbox"/>	<input type="checkbox"/>
Fruit to eat	<input type="checkbox"/>	<input type="checkbox"/>
A bed to sleep in	<input type="checkbox"/>	<input type="checkbox"/>
A perch to sit on	<input type="checkbox"/>	<input type="checkbox"/>



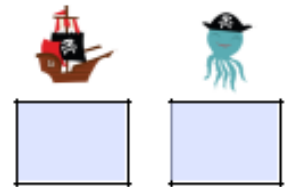
Pirate Adventure – Map Directions

Section A

Follow the instructions. Which space have I landed on?




From start, move north 2 spaces



From start, move east 2 spaces



From start, move west 1 space

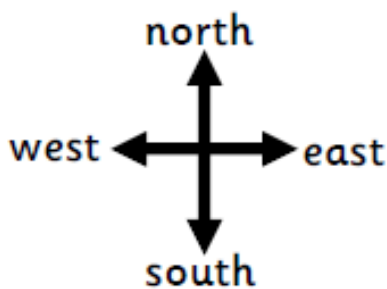


From start, move south 2 spaces



Section B

Follow the instructions. Which space have I landed on?



From start, move south 1 space, then west 1 space



From start, west 1 space, then north 2 spaces



From start, move east 2 spaces, then south 2 spaces

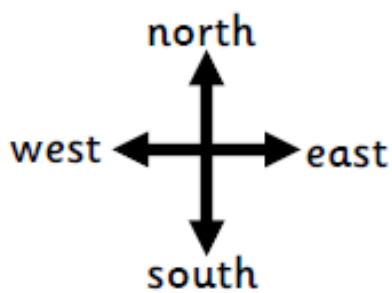
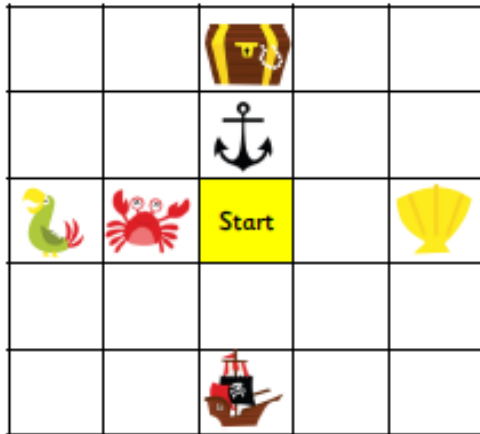


From start, move North 2 spaces, then east 1 space



Section C

Write the instructions to land on the given space. The first one has been done as an example.

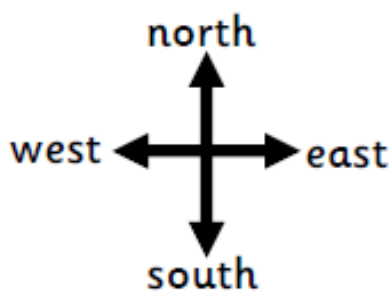


From start, move north 2 spaces



Section D

Write the instructions to land on the given space. The first one has been done as an example.



From start, move north 2 spaces, then move east 1 space

