

<p>Speaking and Listening</p> <p>Nursery rhymes-Incy wincy spider. Can you make up other verses e.g. incy wincy spider climbing up a ladder. Down came the rain and made Incy madder! Can you think of any other rhyming words e.g. bee, see. Read and retell the story of the very hungry caterpillar. Play a guessing game where you describe an insect and someone else has to guess which insect you're thinking of. Read 'the bad tempered ladybird' and talk about feelings. How can our face show how we are feeling?</p>	<p>Physical Development</p> <p>Can you move like different minibeasts – scurrying ants and spiders, buzzing bees, slow snails, wiggly worms, flapping butterflies.</p> <p>Do the Bug roll with your family. Bug roll dance</p> <p>Do the butterfly wings dance Butterfly wings</p> <p>IF you feel like you would like a calmer movement session, you could try some caterpillar yoga here. Caterpillar yoga Watch squiggle and write the letters-c, r, n m, g, q. Cut the middle out of a paper plate. Put some holes around the outside and use string to create a spider web. Make some spiders to sit on it using playdough and pipe cleaners.</p>
<p>Literacy-Writing and Reading</p> <p>On bug club, read the stories Eek a bug Snails. Have a go at writing an animal story. Your story needs a beginning, then something goes wrong in the middle of the story then at the end it all gets resolved (a big word that means sorted out). You could write it over a few days then become an illustrator and draw some pictures.</p> <p>Can you make up some insects and give them names e.g. sid the spider, Louise the ladybird. If you haven't done so yet, you could take part in phonics lessons online here phonics lessons online.</p>	<p>Mathematics</p> <p>Use a ladybird to explore partitioning (making a number) Put an amount on the head. How many different ways can you put spots on to make that number? E.g. 6 on the head, 5+1, 3+3 Use paint and paper folded in half to decorate one half of a butterfly. Fold it over and press the paper together. Look at the picture. Use mirrors to explore symmetry. Use shapes to make models of minibeasts. Can you use the story of the very hungry caterpillar to learn the days of the week? Can you learn the months of the year too?</p>

The world around me

Can you make a bug hotel? Mrs Humphries has put some instructions on our facebook page.

Record who comes to visit it.

Can you plan a snail trail around the garden?

Can you describe the trail to someone else?

What did you see when you were there?

Remember a snail would be 'low down'

Use playdough to make snail spirals and other mini-beasts.

Can you research and learn about the lifecycle of a caterpillar?

Use the tick list on the next page to go on a minibeast hunt.

Creative development

Look at the circle art created by Kandinsky (link with spirals!)

Can you create your own circle pictures?

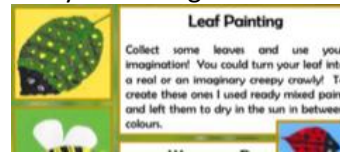
You can use anything you like-paint, crayons, pastels, string.

Use some trees to take bark rubbings. Make bugs and cut them out. Stick them onto the rubbings to create a picture.

Can you use sticks, stones and leaves to make a picture of an insect?



Can you find a good sized leaf and paint on it?



Minibeast Hunt

Tick the minibeasts that you have found!



spider



woodlouse



slug



butterfly



beetle



wasp



crane fly
(daddy-long-legs)



ladybird



earwig



dragonfly



snail



ant



millipede



worm



fly














caterpillar



bee

Outdoor Home Learning Bingo Card

<p>Build an imaginary campfire out of sticks.</p> 	<p>Collect five stones to colour or paint.</p> 	<p>Draw a rainbow on the ground outside using chalk.</p> 	<p>Play hide-and-seek outside in the garden.</p> 
<p>Go on a minibeast hunt in the garden.</p> 	<p>Make some mud paint by mixing mud and water in a bucket.</p> 	<p>Create your own den in the garden.</p> 	<p>Count how many birds you can see in your garden in five minutes.</p> 
<p>Have a picnic lunch outside in the garden with your favourite teddy bear.</p> 	<p>Plant some beans or seeds in the garden.</p> 	<p>Make a magic wand from a stick in the garden.</p> 	<p>Use a bucket of soap and water to clean your toys.</p> 
<p>Create an outdoor obstacle course in the garden.</p> 	<p>Make a chalk picture on your fence or garden patio.</p> 	<p>Build a minibeast hotel.</p> 	<p>Make your own magical potion in a bucket.</p> 