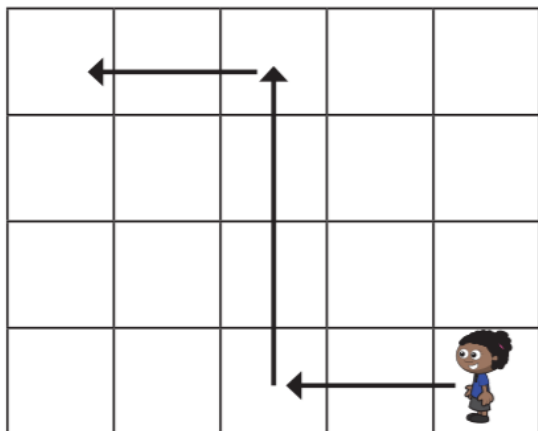


1 Whitney is moving around a grid.



Complete the sentences to describe Whitney's movement.

First, she walks squares forwards.


Then she turns _____ and walks squares forwards.

Then she turns _____ and walks squares forwards.

2 Alex is moving around a grid.

Draw arrows to show her movement.


- First, she walks 2 squares forwards.
- Then, she turns left and walks 3 squares forwards.
- Then she turns right and walks 2 squares forwards.



Could Alex have got there another way?

3 Ron is on his way to school.

- Draw arrows to show the path Ron could take to school.
- Describe the path to a partner. Did you choose the same path for Ron?



1 Match the picture to the turn.



full turn half turn quarter turn

2 First, the arrow is pointing up.

Then, it turns half a turn.

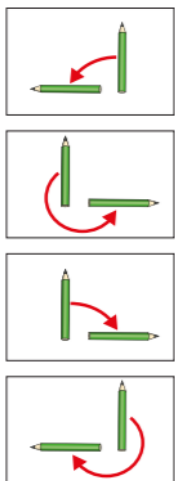


a) Draw to show what the arrow looks like now.

b) Complete the sentence.

Now, the arrow is pointing _____.

3 Match the picture to the turn.



quarter turn clockwise
 quarter turn anticlockwise
 three-quarter turn clockwise
 three-quarter turn anticlockwise

4 Draw to show what the triangle will look like after each turn.



- a) A quarter turn clockwise.
 - b) A three-quarter turn anticlockwise.
- What do you notice?

5 Choose words from the word bank to complete the sentence for each picture.

quarter half three-quarter
 clockwise anticlockwise

The _____ has turned a
 _____ turn _____.

