



The Letter 'j'

Whoosh up then zoom down
under the line.

Loop the tail then add your dot
at the right time.



Find the letter *j* in the words below and draw a circle around them. Using your finger, draw the letter *j* in the air.

 jumper	 juice	 jar	 jam
 enjoy	 injury	 joke	 jellyfish

Now carefully write out six lines of the letter 'j'.

Handwriting practice lines for the cursive letter 'j'. Each line contains 12 cursive 'j's for tracing. The first two lines are on four-line guides (top, middle, bottom, and descender lines). The last four lines are on three-line guides (top, middle, and bottom lines).



The Letter 'k'

Whoosh up tall and back down,
go halfway up and around.

Go down and out with a flick,
your **k** is ready to kick!



Find the letter **k** in the words below and draw a circle around them. Using your finger, draw the letter **k** in the air.

 <p>kit</p>	 <p>king</p>	 <p>kennel</p>	 <p>kettle</p>
 <p>book</p>	 <p>sack</p>	 <p>bake</p>	 <p>cookie</p>

Now carefully write out six lines of the letter 'k'.

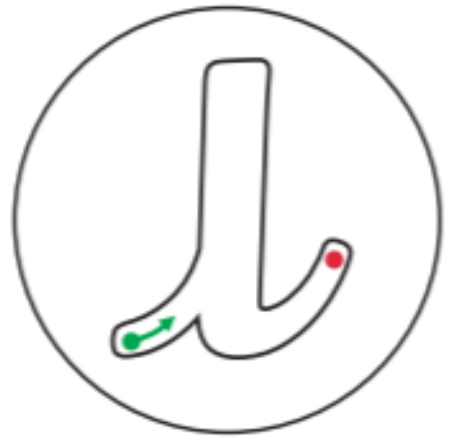












The Letter 'l'

Start up high and then go down - you're doing well. Then the tiniest curl to the right and you have an **l**!

Find the letter **l** in these words and draw a circle around them. Using your finger, draw the letter **l** in the air.



 jelly	 lamp	 salad	 log
 lollipop	 ruler	 lion	 flag

Now carefully write out six lines of the letter 'l'.

