











The Letter 'm'

Whoosh in and then down.
 Up, over and back to the ground.
 Up, over and down again.
 Add a flick to finish your **m**!



Find the letter **m** in the words below and draw a circle around them. Using your finger, draw the letter **m** in the air.

 <p>lemon</p>	 <p>swim</p>	 <p>lamp</p>	 <p>pumpkin</p>
 <p>monkey</p>	 <p>map</p>	 <p>mud</p>	 <p>moat</p>

Now carefully write out six lines of the letter 'm'.

Tracing practice lines for the cursive letter 'm'. The first two lines show the letter with numbered arrows indicating stroke order. The next three lines show the letter in a light grey font for tracing. The final two lines show the letter in a dark grey font for independent writing practice.




The Letter 'n'

Whoosh in and then down.
Up, over the hump and
flick off the ground.



Find the letter **n** in the words below and draw a circle around them. Using your finger, draw the letter **n** in the air.

 jungle	 pain	 honey	 hen
 net	 nail	 nest	 knee

Now carefully write out six lines of the letter 'n'.

n n n n n n n n n n n n n n n n

n n n n n n n n n n n n n n n n

n n n n n n n n n n n n n n n n

n n n n n n n n n n n n n n n n

n

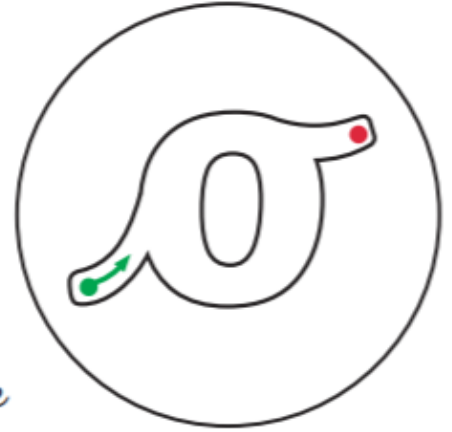
n



The Letter 'o'

Whoosh in round you go.

Lead out from the top for your o.



Find the letter **o** in the words below and draw a circle around them. Using your finger, draw the letter **o** in the air.

 <p>orange</p>	 <p>off</p>	 <p>dog</p>	 <p>soap</p>
 <p>robin</p>	 <p>over</p>	 <p>owl</p>	 <p>hero</p>

Now carefully write out six lines of the letter 'o'.

Handwriting practice lines for the cursive letter 'o'. Each line consists of a solid top line, a dashed middle line, and a solid bottom line. The first two lines contain 14 cursive 'o's each, with a red dot at the top and a green arrow pointing down to show stroke direction. The next two lines contain 14 grey cursive 'o's each. The final two lines each start with a single grey cursive 'o' followed by blank space for independent practice.