

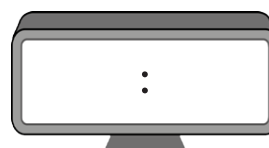
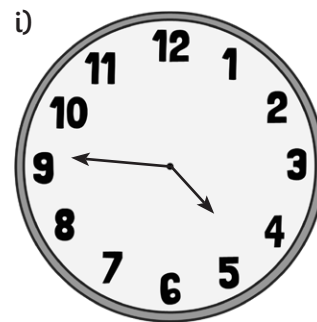
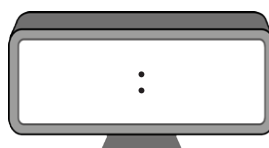
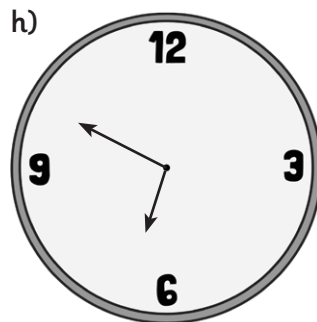
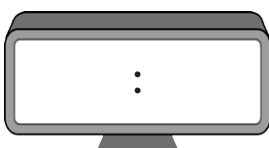
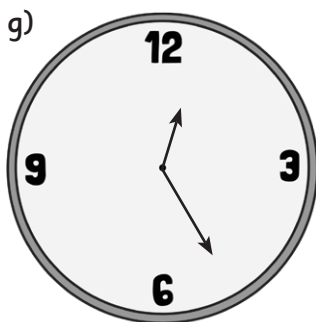
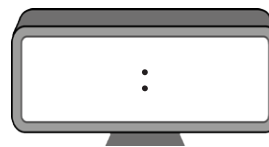
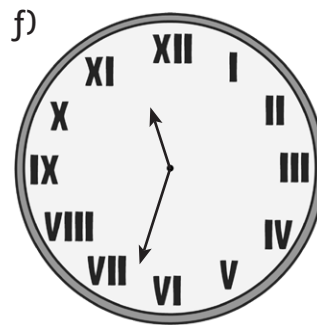
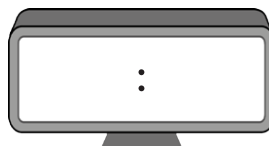
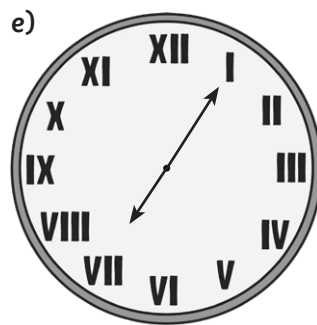
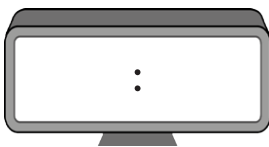
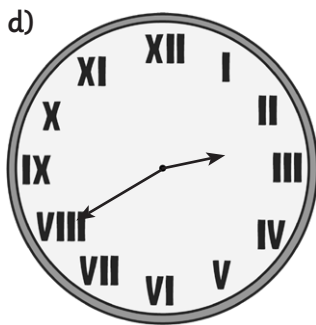
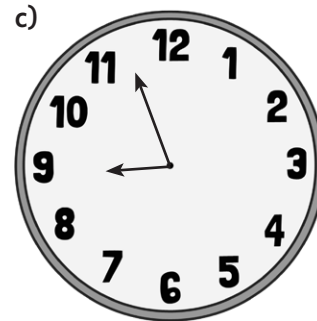
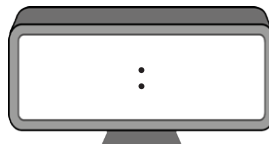
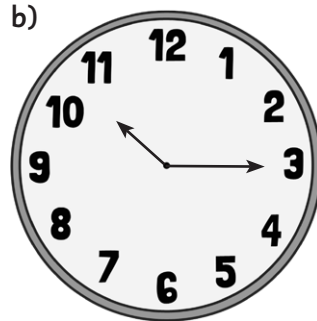
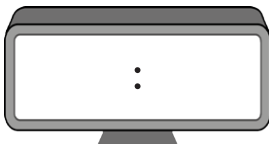
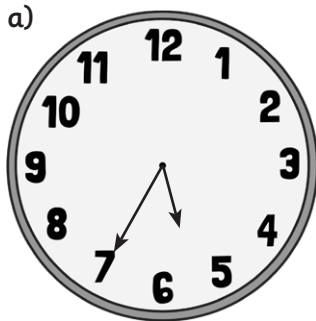
Name:

Date:

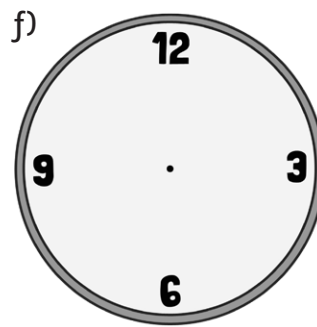
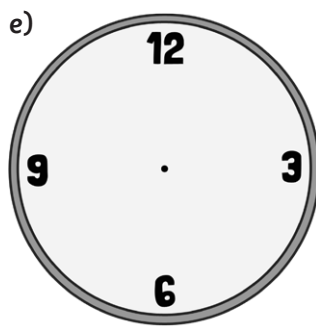
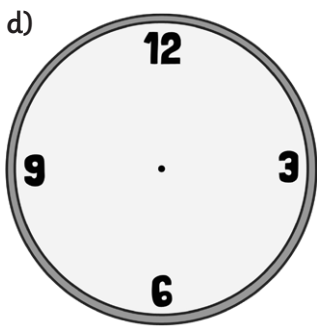
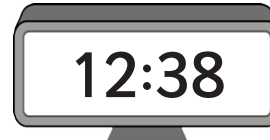





## Key Stage 2 Maths Practice Reasoning: Read, Write and Convert 24-Hour Times

1. Convert the following times on these analogue clocks to digital time on a 24-hour clock.








2. Draw the following times on these clock faces.



# Answer Sheet: Key Stage 2 Maths Practice Reasoning:

## Read, Write and Convert 24-Hour Times



question	answer	notes
<b>1.</b>		
a	<b>05:35</b>	
b	<b>10:15</b>	
c	<b>08:57</b>	
d	<b>02:40</b>	
e	<b>07:05</b>	
f	<b>11:33</b>	
g	<b>12:25</b>	
h	<b>06:50</b>	
i	<b>04:46</b>	
<b>2.</b>		
a		
b		
c		
d		
e		
f	