





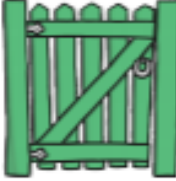





# The Letter 'g'

Whoosh in, go round to the top.

Go down under the line,  
loop and stop.



Find the letter **g** in the words below and draw a circle around them. Using your finger, draw the letter **g** in the air.

 gum	 glue	 gate	 goal
 king	 pig	 tiger	 playing

Now carefully write out six lines of the letter 'g'.

g g g g g g g g g g g g g g g g

g g g g g g g g g g g g g g g g

g g g g g g g g g g g g g g g g

g g g g g g g g g g g g g g g g

g

g



# The Letter 'h'


Whoosh in and up tall and then down. Halfway up, bend over and flick off the ground.



Find the letter **h** in the words below and draw a circle around them. Using your finger, draw the letter **h** in the air.

 <p>hat</p>	 <p>hippo</p>	 <p>chick</p>	 <p>path</p>
 <p>shout</p>	 <p>hive</p>	 <p>dishes</p>	 <p>hand</p>

Now carefully write out six lines of the letter 'h'.













# The Letter 'i'

Whoosh up and down,  
then kick out a toe.

Add a dot and your **i** is ready to go!



Find the letter **i** in the words below and draw a circle around them. Using your finger, draw the letter **i** in the air.

 igloo	 ice	 insect	 ship
 pig	 milk	 iguana	 twins

Now carefully write out six lines of the letter 'i'.

Handwriting practice lines for the cursive letter 'i'. The first two lines show the letter 'i' with stroke order arrows and numbers. The next two lines show the letter 'i' in a light grey font for tracing. The final two lines are blank for independent practice.