




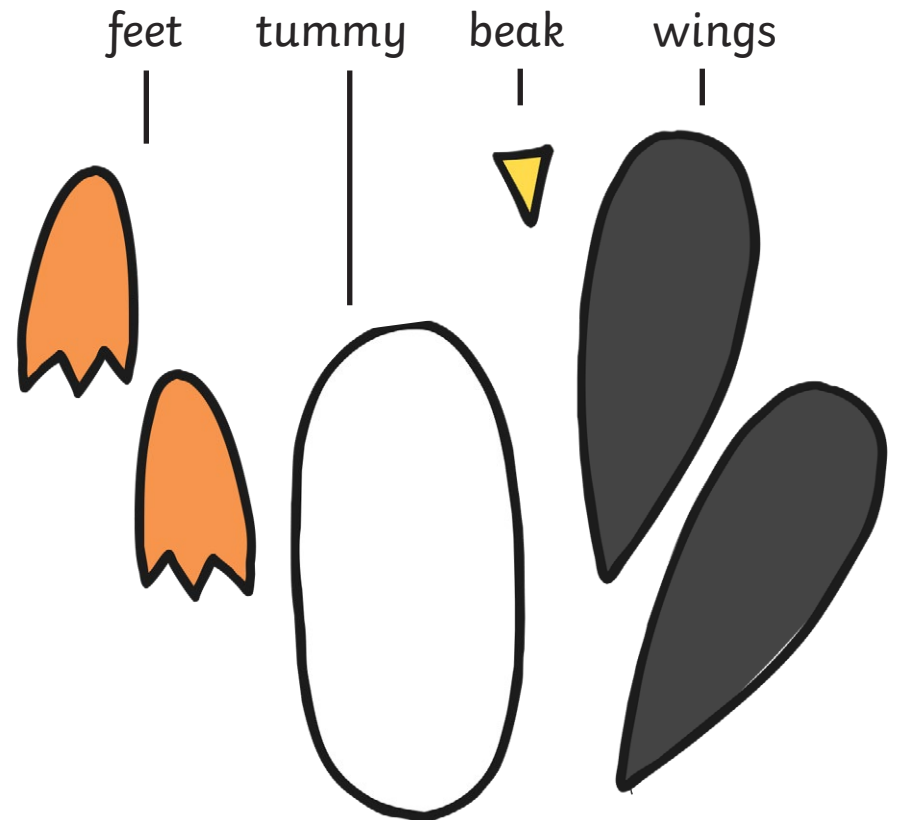
Make a Penguin

You will need:
a cardboard tube
coloured paper
googly eyes
scissors
glue




1

Cut out the shapes for the feet, wings, beak and tummy.




2

Glue some black paper to the outside of the cardboard tube.




3

Stick the tummy, beak and wings to the tube.



4

Stick the googly eyes and the feet onto the tube.



5

Leave your penguin in a safe place to dry.

