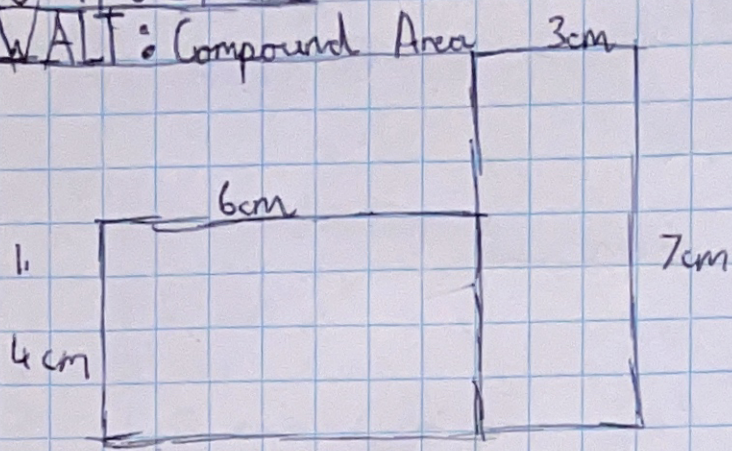
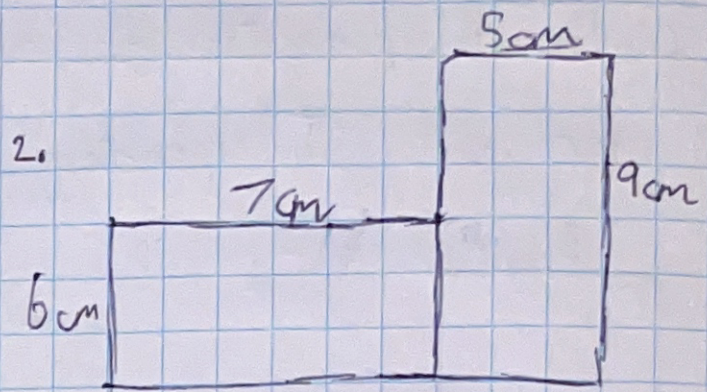


04/02/21


WALT: Compound Area



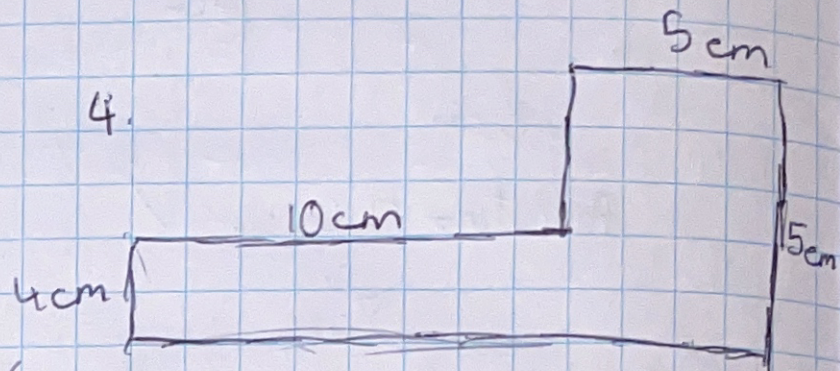
$$\text{Area} = (4 \times 6) + (3 \times 7) = 45 \text{ cm}^2 \checkmark$$



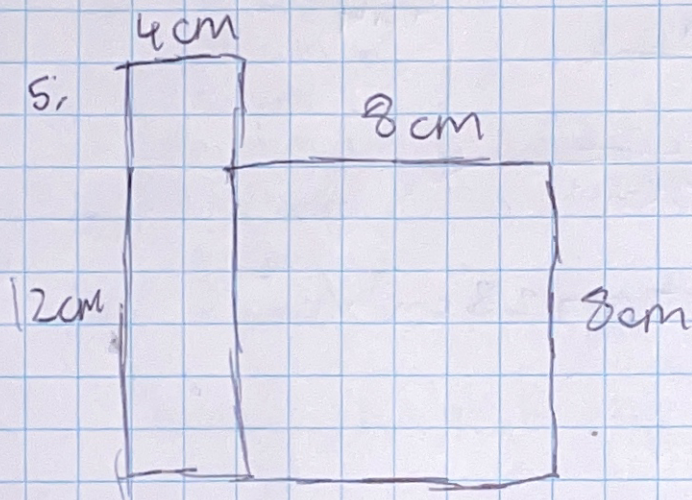
$$\text{Area} = (7 \times 6) + (5 \times 9) = 87 \text{ cm}^2 \checkmark$$




$$\text{Area} = (2 \times 8) + (3 \times 6) = 34 \text{ cm}^2 \checkmark$$



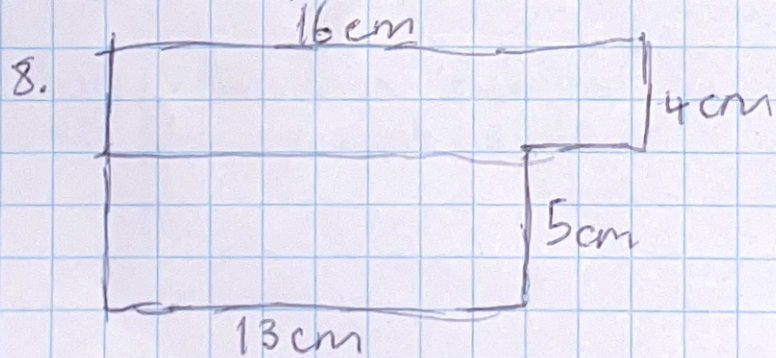
$$\text{Area} = (4 \times 10) + (5 \times 5) = 65 \text{ cm}^2 \checkmark$$



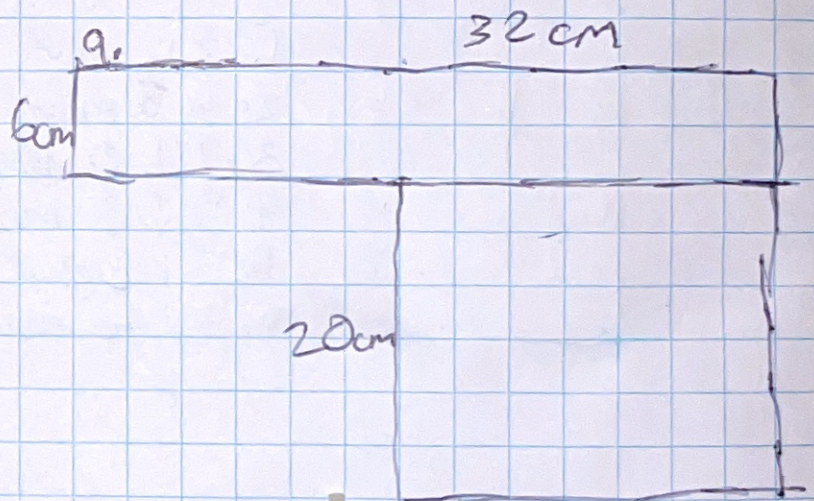
$$\text{Area} = (4 \times 8) + (12 \times 8) = 112 \text{ cm}^2 \checkmark$$



$$\text{Area} = (9 \times 7) + (15 \times 6) = 153 \text{ cm}^2 \checkmark$$



$$\text{Area} = (16 \times 4) + (13 \times 5) = 129 \text{ cm}^2 \checkmark$$



$$\text{Area} = (20 \times 24) + (32 \times 6) = 480 + 192 = 672 \text{ cm}^2 \checkmark$$