

# Egg Box Daffodil



twinkl


# Supplies



- One segment of egg box
- White glue
- Scissors
- Yellow or orange paint
- Paintbrush
- Green and yellow card
- Flower head template

# Step 1

Draw around the flower head template onto yellow card, then cut out.




## Step 2

Paint the segment of the box yellow or orange, then leave to dry.




## Step 3

Stick the egg segment to the middle of the flower using white glue. Then add a strip of green card to create a stem.



# Step 4

Once dry, the daffodil can be hung or displayed on a wall.





twinkl